

International Prospectus 2026

New
Plymouth



witt.ac.nz



WITT

WESTERN INSTITUTE OF
TECHNOLOGY AT TARANAKI

TE KURA MATATINI O TARANAKI

Welcome to WITT

**Tēnā koutou katoa, nau mai haere mai ki
Te Kura Matatini o Taranaki**

Greetings and the warmest of welcomes
to the Western Institute of Technology at
Taranaki (WITT)

Embarking on a journey of learning is a special
time, and we welcome you to explore what we
offer at WITT.

WITT is the largest provider of tertiary
education in the beautiful Taranaki region, with
a diverse range of programmes to choose from
at our campus in New Plymouth.

Our experienced tutors provide high quality,
hands-on education in a warm, welcoming
environment to our ākonga (learners).

We're proud of our work-ready graduates, who
are valued by employers and industries across
Taranaki, New Zealand and the world.

We encourage you to join our WITT whānau
(family) and embark on an exciting, rewarding
learning journey where you'll be well supported
throughout your time with us.





Content

Welcome to WITT	2
Why study in New Zealand	4
Our commitment to pastoral care	5
New Plymouth, Taranaki	6
Student services	8
Our campus	11
Accommodation	12
Our programmes	14
Qualification levels	15
How to apply	16
English language requirements	18



Disclaimer The information contained in this Prospectus is correct at the time of production August 2025. WITT reserves the right to cancel or postpone any of the programmes, and shall not be liable for any claim other than the proportion of programme fees that the cancelled portion bears. Some programmes may be dependent upon formal approval from NZQA (New Zealand Qualifications Authority), TEC (Tertiary Education Commission) funding allocation, and the number of enrolments. As part of the NZQA targeted review of all Level 1-6 New Zealand qualifications, there may still be changes to some programmes starting in 2026. Fees, programmes, entry and selection criteria, and dates, are subject to change. Please check the relevant programme pages at witt.ac.nz for up-to-date information and full entry regulations before applying to enrol. Information regarding English language requirements is available on each course page at witt.ac.nz.

WITT and these programmes are part of Te Pūkenga – New Zealand Institute of Skills and Technology

Why study in New Zealand?

Gain work skills and qualifications in New Zealand to prepare for the future.

Vocational education in New Zealand

Learning with us will give you relevant work skills, real-world experience and globally recognised qualifications.

Focused on the future

Study in New Zealand and you'll gain qualifications that are recognised and respected around the world.

The Economist Intelligence Unit consistently ranks New Zealand highest among English-speaking countries in equipping learners for future work

Real-world skills

You'll increase your employability by gaining relevant skills and hands-on experience in your industry. Employers help to create our courses and programmes, so you can be confident you're getting the right skills for the right jobs.

Flexible learning

In New Zealand, learning happens both on campus and in the workplace. At WITT, our online learning management systems are designed to support your studies wherever you are. Your programme may include internships, work placements, or industry projects—giving you hands-on experience, valuable industry connections, and the confidence to step into your career from the day you graduate.

Welcoming and supportive

One of New Zealand's most important values is manaakitanga - a Māori word meaning hospitality and kindness. You'll be given a warm welcome and the support you need to achieve your goals.



Ready for work

Working while you study

If you have a student visa, you may be able to work for up to 25 hours a week* during the semester and full-time during holidays.

** For Student Visas issued from 3 November 2025; for those issued before this allow 20 per week*

Working after studying

You may be able to apply for a visa to work for up to three years in New Zealand after you graduate, depending on what you study and where you study.

Jobs in high demand

Immigration NZ has developed a list of jobs that are in high demand. If you gain the skills we need, you maybe able to work here after graduating.

Visit Green List Roles here: immigration.govt.nz/work/requirements-for-work-visas/green-list-occupations-qualifications-and-skills/green-list-roles-jobs-we-need-people-for-in-new-zealand/



Our commitment to pastoral care



The safety and wellbeing of all our learners is important to us. We have a wide range of support systems, services and resources available to ensure our international students are cared for and supported during their time with us.

We're required by law to meet New Zealand's International and Domestic Pastoral Care Code, (the Code) which applies to all registered tertiary providers across the country. This is administered and monitored by the New Zealand Qualifications Authority (NZQA).

An updated Code came into effect in January 2021 which mandates one set of clear rules and expectations for embedding safety and wellbeing into systems and day-to-day practices – tailored to learners' needs.

Here's a summary of the Code as it relates to international students.

Tertiary providers should ensure international students:

- are protected and supported from when they leave their home country, to when they finish their education journey
- are aware of their rights and protections
- feel safe and happy while studying in New Zealand
- are provided correct information through agents, who act professionally
- are aware of the terms and conditions of their enrolment.

Get a copy

View and download the Code here
www2.nzqa.govt.nz/tertiary/the-code/



New Plymouth, Taranaki

Located on the west coast of the North Island of New Zealand, New Plymouth is the main city in Taranaki, a region known for its dramatic natural beauty, award-winning events and vibrant community.

Geographically, Taranaki has Mount Taranaki at its centre, world-renowned surf beaches to the west and rolling green countryside dotted with friendly country towns and larger cities.

The pull of the outdoors competes with a renowned arts culture, exciting events and an enviable foodie scene. People are spoilt for choice when it comes to what to do - from surfing at the local beaches to walks on the mountain and parks by day to a burgeoning entertainment scene at other times.

With a population of nearly 130,000, Taranaki is the 10th largest region in New Zealand. It has a thriving business community, and industry built on a foundation of energy production and dairy farming.

Rich in history, with a hospitable community and plenty of things to do, you simply couldn't ask for a better place to live.





Lonely Planet's publication singles out Mount Taranaki's Pouakai Crossing one-day walk and the Govett-Brewster Art Gallery and Len Lye Centre as the region's unmissable experiences.



The annual WOMAD music, arts and dance festival, TSB Festival of Lights and Surf Highway 45 are also singled out by Lonely Planet's travel experts.



Student services

Your well-being and sense of belonging is key to you feeling ready to learn and to connect with others. No matter where you are studying, all our support services are available in person, online or by phone.

Accessibility support

We have a range of dedicated support services available to students with disabilities or support needs. We can work with you and your tutors to provide help with enrolment, equipment and furniture, reader/writers, car parking, exam accommodations, information and advocacy.

Career and employment support

We can help you find the programme that is right for you or chat through options if you're considering a new career.

To book with our experienced team, email or call us on international@witt.ac.nz or +64 800 948 869

Cafes and restaurants

Te Kāuta Café


Our student space and café, Te Kāuta, is one of the best places on campus. With a variety of seating areas, games, table tennis, Xbox and the popular café itself, this is the place to eat, connect and recharge.

Impressions Restaurant

Our training restaurant, Impressions, has high-quality food and drinks at great prices. Our chef students prepare three-course meals, lunches and degustation dinners which are not to be missed!

Garage Café

A cafe run by students for everyone to enjoy! Garage Cafe is the place to get great value coffee and snacks, prepared by hospitality students and baristas-in-training.



Facilities

Study spaces, computer access and student lounge

With more than 200 computers available across the whole campus, as well as our dedicated, modern study lounge (on the first floor of B Block), there is always a time and place to get your assignments done, and relax between classes.

Mātātoa Gym

Our modern gym is a large modern space with new equipment, changing facilities and secure bag storage. Membership is FREE for all students.

Industrie Hair and Beauty Salon

One of the benefits of being a WITT student is that you can take advantage of cheap hair and beauty treatments. Our on-campus training salon, Industrie, offers cut-price services by students with guidance by their expert tutors.

Health services and counseling

Te Puna Manaaki (the Health and Wellness Centre) provides health and medical advice, counseling and chaplaincy free to all students. If you need support, are experiencing any barriers to your learning, feeling unwell on campus, or just need a listening ear then come and see one of the friendly staff at Te Puna Manaaki.

Multiculturalism

Many of our students (and staff) come from different parts of the world, giving our campus a rich diversity that we are proud of. We enjoy celebrating cultural events such as Chinese New Year, Diwali, Dashain Festival and more.



Parking at WITT

WITT offers dedicated student parking free of charge with no time limits. These spaces are in high demand, so availability will vary.

In addition, there are public car parks located near the campus. These may have time restrictions, so be sure to check signage carefully to avoid parking fines.

Accessible parking spaces for students with mobility needs are available. To use these, students must display a valid mobility card. If you have any questions about accessing WITT's services or facilities, please contact the Accessibility Coordinator for support.

Study support

We all need support from time to time, whether it's a little or a lot. If you are a first-time student or you're looking to take your grades to the next level, the dedicated team at Te Whare Mātauranga (the Learning Resource Centre) is here to help.

You'll have access to:

- our well-resourced library
- e-resources available 24/7
- study support.


Experts on study techniques and research skills, the team can give you tips to prepare for exams and assignments. And if you need a bit of extra help with reading, writing, numbers or maths, we have dedicated staff on hand to help you with that too.



Our campus

New Plymouth

Our campus is located on Bell Street in Welbourn, New Plymouth. This is where most of our classes are held and where our student support services are based.



A photograph of two young men in conversation. On the left, a white man with short brown hair is seen in profile, wearing a white t-shirt. On the right, an Asian man with dark hair is looking towards him, wearing a blue denim jacket over a white t-shirt and carrying a backpack. They are standing in front of a large window with a view of green trees outside.

Accommodation

On campus (New Plymouth)

Te Henui Lodge provides modern, spacious, secure apartment-style accommodation facilities.

- Located on campus, you'll have convenient access to the library, and all the attractions of the central city within easy walking distance. Te Henui Lodge offers great opportunities to practice your English, make friends and learn about New Zealand culture.
- Rooms include bathrooms (toilet, basin and shower ensuite) with queen or single beds, fridge, wardrobe, study desk and central heating. Phone and internet connections are available (fees apply).
- Swipe card access, large commercial standard kitchen, café style eating areas; TV Room complete with large screen TV and satellite TV; comfortable lounge areas, coin operated washing machines and driers. Security cameras operate.
- We cannot guarantee rooms will be available. We strongly recommend booking as soon as possible to secure a place.
- Linen and food is not included.
- Residents must be over 18 years of age.
- This accommodation is not suitable for families.

Costs from \$280 per person per week single room with ensuite bathroom and \$380 for a double room. All rooms are furnished.



How to book at Te Henui Lodge

Email Te Henui Lodge stay@tehenuilodge.co.nz to book your accommodation. You will receive an email confirming your reservation.

For further enquiries please phone +64 6 758 0431 or visit tehenuilodge.co.nz



Private rental (flatting)

Flatting is an option available to students, where you can rent anything from an apartment to a large house and garden. In a flat, you can have your own room or share it with others. Bathroom and kitchen facilities are shared. Rent is paid per room with all other expenses (food, power and Wi-fi) along with cooking and cleaning shared. Flats are usually unfurnished.

If you choose this type of accommodation, you will need to find your own rental property. Look on TradeMe, Facebook or contact the local real estate agencies in New Plymouth.

Know your rights. We encourage you to familiarise yourself with Tenancy Services website that is designed for people who need to know the basics of New Zealand law relating to renting and tenancy. It is especially useful if you are renting for the first time.

Costs for flats in New Plymouth range from **\$200–300** a room per week depending on the arrangement. Additional charges for power will apply.



FEES ARE QUOTED IN NEW ZEALAND DOLLARS.

All fees are correct at the time of printing, but may be subject to change.

Our programmes

For information on start dates and duration visit witt.ac.nz/international

Programme Offerings 2026	Level	Tuition Fees	CSSF*	English requirement
DEGREE				
Bachelor of Applied Management	7	\$22,586	\$303	IELTS 6.0 (Academic) overall with no less than 5.5 in any band
Bachelor of Design and Arts	7	\$22,586	\$303	IELTS 6.0 (Academic) overall with no less than 5.5 in any band
Bachelor of Nursing	7	\$29,761	\$303	IELTS 6.5 (Academic) overall with no less than 6.5 in any band
DIPLOMA				
New Zealand Diploma in Arts and Design	5	\$22,586	\$303	IELTS 5.5 (Academic) overall with no less than 5.0 in any band
New Zealand Diploma in Arts and Design	6	\$22,586	\$303	IELTS 6.0 (Academic) overall with no less than 5.5 in any band
New Zealand Diploma in Beauty Therapy	5	\$22,586	\$303	IELTS 5.5 (Academic) overall with no less than 5.0 in any band
New Zealand Diploma in Business (Accounting)	5	\$26,572	\$303	IELTS 5.5 (Academic) overall with no less than 5.0 in any band
New Zealand Diploma in Business (Leadership and Management)	5	\$26,572	\$303	IELTS 5.5 (Academic) overall with no less than 5.0 in any band
New Zealand Diploma in Enrolled Nursing	5	\$39,858 Fee is for full 18 month programme	\$454	IELTS 6.5 (Academic) overall with no less than 6.5 in any band
New Zealand Diploma in Environmental Management	5	\$22,586	\$303	IELTS 5.5 (Academic) overall with no less than 5.0 in any band
CERTIFICATE				
New Zealand Certificate in Agriculture, Dairy Farming	4	\$27,688	\$303	IELTS 5.5 (Academic) overall with no less than 5.0 in any band
New Zealand Certificate in Beauty Therapy	4	\$22,586	\$303	IELTS 5.5 (Academic) overall with no less than 5.0 in any band
New Zealand Certificate in Cookery	4	\$22,586	\$303	IELTS 5.5 (Academic) overall with no less than 5.0 in any band
New Zealand Certificate in Health and Wellbeing (Social and Community Services) with strand in Mental Health and Addiction Support	4	\$22,586	\$303	IELTS 5.5 (Academic) overall with no less than 5.0 in any band
New Zealand Certificate in Study and Career Preparation ¹	4	\$11,293	\$152	IELTS 5.5 (Academic) overall with no less than 5.0 in any band

¹6-month Pathway Programme to the Bachelor of Applied Management, NZ Diploma in Business, Bachelor of Nursing, and Diploma in Enrolled Nursing*. (*Bachelor of Nursing and Diploma in Enrolled Nursing available only in the July 2025 intake.)

Fees Disclaimer

Tuition fees quoted are current for 2026 start dates and includes GST, but exclude other costs. For multi-year programmes beginning 2026 (for example degrees) international tuition fees for the second and subsequent years may increase in annual tuition. These fees are approximate and are based on a full-time workload for one year. The fees may vary depending on the amount of credits you are enrolled in. All fees are in New Zealand Dollars. Fees may vary due to changes in law or regulations that are beyond the control of WITT. Some programmes have additional costs. In some cases, New Zealand Qualifications Authority (NZQA) fees will apply in addition to those listed. Your fees must be paid two weeks before the start of your programme, or at the time you enrol if you are enrolling within two weeks of your start date. For more information, visit witt.ac.nz/assets/Other-PDF-Documents/Domestic-and-International-Akonga-Withdrawal-Transfers-and-Refund.pdf

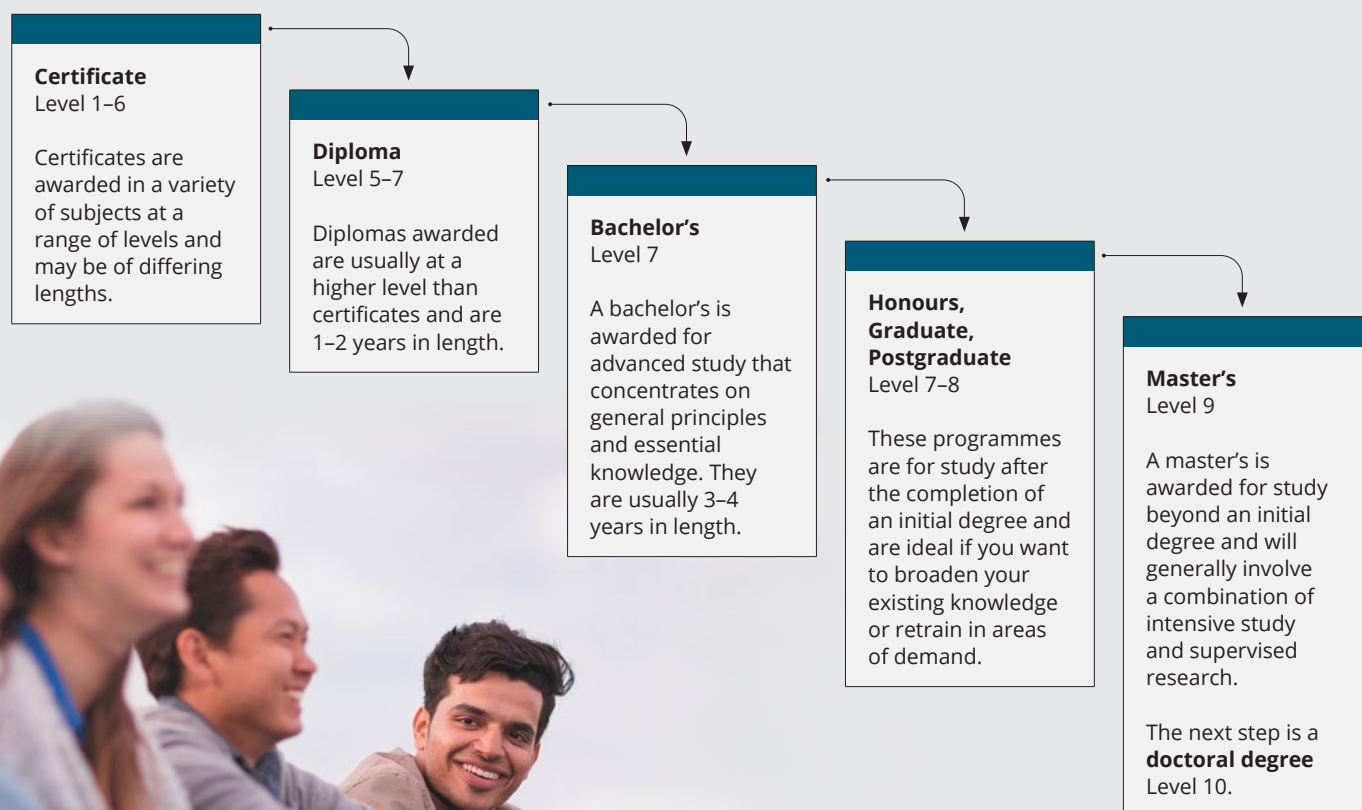
A \$300 non-refundable registration fee is charged at the time tuition fees are paid to confirm enrolment. Insurance is an additional charge and is not included in the above fees. *CSSF = Compulsory Student Services Fee.

We offer a range of degrees, pathways and programmes, that have been created with academic and business experts for the purpose of making you an employable graduate. Additionally, our programmes are tailored to the specific needs of international students.

Qualification levels

The New Zealand Qualifications Framework (NZQF) is comprised of ten levels and covers a range of qualifications from certificates to doctoral degrees.

The levels are based on how complex the learning is; with one being the most basic, through to ten being the most complex.



How to apply

Visit witt.ac.nz to apply for your chosen course. The process takes around 10–15 minutes, and you can save it and come back to it at any time. We recommend reading the Conditions of Enrolment included in the International Student Handbook before applying.

1

Choose your programme

Check that you meet academic and English entry requirements.

Visit the International Programmes section on our website for more information.

2

Documents you will need

- Certified copy of your academic transcript and/or certificates (translated into English if applicable).
- Certified copy of your English test results (Academic IELTS, TOEFL or equivalent) if applicable.
- Certified copy of your passport identification page.
- Recognition of prior learning. If you have other tertiary qualifications or previous work experience you may be eligible for credit transfers.

3

Apply online or with an agent

- Apply through an agent. WITT has many education agents around the world who are authorised to act on your behalf. These WITT approved agents can advise you on the courses WITT offers and can help you with the visa process.
- Apply online. Complete the international student application form.

4

Accept your offer and apply for a student visa

You will receive an Offer of Place which includes instructions on how to:

- Accept your offer.
- Pay your tuition fees.
- Apply for a Student Visa.

When your fees have been paid, you will receive a receipt to present to Immigration New Zealand.

5

Get ready to join us

- Arrange your accommodation.
- Book your flights.
- Let us know what day and time you will arrive.

Please complete the arrival form before you arrive.



English language requirements

There are different English language requirements for each level of study you undertake. Please use this table to check you meet the requirements for the programme you would like to study.

Programme Level and required outcome¹

INTERNATIONALLY RECOGNISED PROFICIENCY TESTS	Certificate at Level 3	Certificate at Level 4	Certificate or Diploma at Level 5	Certificate or Diploma at Level 6 Diploma or degree at Level 7 Graduate Certificate or Diploma at Level 7	Post-graduate Diploma or Post-graduate Certificate at Level 8 Bachelor Honours Degree at Level 8 Master's Degree at Level 9 Doctoral Degree at Level 10
IELTS test ²	General or Academic score of 5 with no band score lower than 5	General or Academic score of 5.5 with no band score lower than 5	Academic score of 5.5 with no band score lower than 5	Academic score of 6 with no band score lower than 5.5	Academic score of 6.5 with no band score lower than 6
TOEFL paper-based test (PBT) carried out prior to 1 October 2017	Score of 500 (with an essay score of 4 TWE)	Score of 530 (with an essay score of 4.5 TWE)	Score of 550 (with an essay score of 5 TWE)	Score of 550 (with an essay score of 5 TWE)	Score of 590 (with an essay score 5.5 TWE)
TOEFL Internet-based test (iBT)	Score of 35 (with a writing score of 14)	Score of 46 (with a writing score of 14)	Score of 46 (with a writing score of 14)	Score of 60 (with a writing score of 18)	Score of 79 (with a writing score of 21)
Cambridge English Qualifications	B2 First or B2 First for schools with a score of 154. No less than 154 in each skill;	B2 First or B2 First for schools with a score of 162. No less than 154 in each skill;	B2 First or B2 First for schools with a score of 162. No less than 154 in each skill;	B2 First, or B2 First for schools, or C1 Advanced, or C2 Proficiency with a score of 169. No less than 162 in each skill;	C1 Advanced or C2 Proficiency with a score of 176. No less than 169 in each skill;
OET	Minimum of Grade C or 200 in all sub-tests	Minimum of Grade C or 200 in all sub-tests	Minimum of Grade C or 200 in all sub-tests	Minimum of Grade C or 200 in all sub-tests	Minimum of Grade C+ or 300 in all sub-tests
NZCEL a) Expiring b) Current	a) Level 3 (General) or (Workplace) b) Level 3 (General)	a) Level 3 (Academic) b) Level 3 (Applied)	a) Level 4 (General) or (Workplace) b) Level 4 (General) or (Employment)	a) Level 4 (Academic) b) Level 4 (Academic)	a) Level 5 (Academic) or (Professional) b) Level 5
Pearson Test of English (Academic)	PTE (Academic) score of 36 with no band score lower than 36	PTE (Academic) score of 42 with no band score lower than 36	PTE (Academic) score of 42 with no band score lower than 36	PTE (Academic) score of 50 with no band score lower than 42	PTE (Academic) score of 58 with no band score lower than 50
LanguageCert	B1 Achiever IESOL (LRWS) with PASS and no less than Pass in each skill	B2 Communicator IESOL (LRWS) with PASS and no less than Pass in each skill	B2 Communicator IESOL (LRWS) with HIGH PASS and no less than Pass in each skill	C1 Expert IESOL (LRWS) with PASS and no less than Pass in each skill	C1 Expert IESOL (LRWS) with HIGH PASS and no less than Pass in each skill or C2 Mastery IESOL (LRWS) with PASS and no less than Pass in each skill
Trinity ISE	ISE I with no less than distinction in any band	ISE II with no less than pass in any band	ISE II with no less than merit in any band	ISE II with no less than merit in any band	ISE III with no less than pass in any band

See NZQA's table: www2.nzqa.govt.nz/tertiary/english-language-entry-requirements-for-international-students/

Note 1 The listed outcomes represent the minimum scores or grades for each test or qualification that qualify a student for enrolment at each programme level. Students with higher scores or grades than required for a particular programme level may still enrol at that level. Where the entry requirements for a programme are for a higher English proficiency outcome than is listed in the relevant row of the Table for the programme level in which the student is being enrolled, the student must meet that higher level.

Note 2 IELTS scores used must be taken from a single IELTS Test Report Form (i.e. combining scores from more than one test is not permissible).

Notes



Apply now for 2026

witt.ac.nz

+64 800 948 869

New Plymouth Campus

20 Bell Street, New Plymouth